

35

**GOVERNMENT OF ASSAM**  
**OFFICE OF THE DEPUTY COMMISSIONER ::: TINSUKIA DISTRICT**  
**(FOOD, CIVIL SUPPLIES & CONSUMER AFFAIRS BRANCH)**

No. TSM. 7/2015/35

Dated Tinsukia the 22<sup>nd</sup> DEC'2015

**O R D E R**

In pursuance of the communication received from the Director, FCS&CA, Assam, Guwahati -5 vide W.T. Message No. DS. 222/2015/23 dated 15/12/2015 allotted 11,197.20 Qtls. of AAY RICE and 44,666.65 Qtls. of Priority Household Rice for the month of DEC'2015 & JAN'2016 (for each month) under National Food Security Act '2013 to the beneficiaries of Tinsukia District. Sub-allocation of 11,163.95 Qtls. of AAY Rice out of 11,197.20 Qtls. and 44,523.80 Qtls. of Priority Household Rice out of 44,666.65 Qtls. is hereby made as mentioned below which is to be distributed as AAY Rice 35 kg per card @ Rs. 3.00 per kg. and Priority Household 5 kg. per head @ Rs. 3.00 per kg. The last date for depositing of value & lifting should be completed within 31/12/15 positively.


The selected L1 Contractor will take necessary arrangement of Urban Area of Tinsukia District for door-steps delivery of allotted quantity of NFSA Rice to the PDS nominees.

(FIGURES IN QTLS.)

SL No.	Name of Sub-Division	AAY Card	P.H. Beneficiaries	Allotment @ 35 kg/AAY card	Allotment @ 5 kg. per beneficiary	TOTAL
1	TINSUKIA	17545	571004	6,140.75	28,550.20	34,690.95
2	MARGHERITA	9264	264979	3,242.40	13,248.95	16,491.35
3	SADIYA	5088	54493	1,780.80	2,724.65	4,505.45
	<b>GRAND TOTAL</b>	<b>31897</b>	<b>890476</b>	<b>11,163.95</b>	<b>44,523.80</b>	<b>55,687.75</b>

The S.D.O. (Civil), Sadiya and Margherita will take necessary action for lifting of the NFSA Rice through their PDS nominees for their respective Sub-Division.


GPSS wise, F.P. Agent and F.P. Shop wise Sub-allocation for Tinsukia Sub-Division of NFSA Rice for each month of DEC'15 & JAN'16 is made separately.

  
 Deputy Commissioner i/c,  
 Tinsukia.

Memo No. TSM. 7/2015/35 -A  
 Copy to:-

Dated Tinsukia the 22<sup>nd</sup> DEC'2015

1. The Director, FCS&CA Deptt., Assam, Guwahati-5 for favour of information.
2. The DIO, NIC, Tinsukia with a request to upload the sub-allotment in the Website.
3. The SDO (C), Margherita / Sadiya for information and preparation of sub-allocation list.
4. All local MLAs for favour of information.
5. The C.E.O., Tinsukia Zila Parishad for information.
6. The President, Tinsukia Zila Parishad for information.
7. The Area Manager, FCI, Dibrugarh for information.
8. The Depot i/c Tinsukia/Laipuli for necessary action.
9. All A.P. Presidents for information.
10. The Chairman, Tinsukia MB/Makum/Doomdooma T.C. for information.
11. The S.D.I. & P.R.O., Tinsukia for wide publicity.
12. All members of Sub-Divisional Level / F.P. Shop Level / GPSS Level / Agent Level Vigilance Committee.
13. All Inspecting Officers, FCS&CA, Tinsukia for information and directed to ensure proper lifting, storage and delivery of PDS items allotted for the month of DEC'15 & JAN'16 with last date of lifting being in the month of DEC'2015 and submit report within 10<sup>th</sup> day of the month of JAN'2016 respectively.

  
 Deputy Commissioner i/c,  
 Tinsukia.

**GOVERNMENT OF ASSAM**  
**OFFICE OF THE DEPUTY COMMISSIONER ::: TINSUKIA DISTRICT**  
**(FOOD, CIVIL SUPPLIES & CONSUMER AFFAIRS BRANCH)**

No. TSM. 7/2015/39

Dated Tinsukia the 30<sup>th</sup> DEC'2015

**O R D E R**

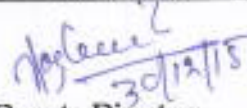
In partial modification of this office order No. TSM. 7/2015/34 dated 22/12/2015 and in continuation of this office order No. TSM. 7/2015/36 dated 23.12.2015, the sub-allocation of AAY and P.H.H. Rice under National Food Security Act'2013 for each month of DEC'2015 and JAN'2016 for the Urban / Rural Areas of Tinsukia Sub-Division in the District of Tinsukia is hereby made as under.

The allottee will lift the allotted quantity of AAY and P.H.H. Rice under National Food Security Act'2013 from FCI and issue allotted quantity of the beneficiaries under National Food Security Act'2013 as per the lists enclosed. The allottees concerned will deposit value @ Rs.3/- per Qtl. to FCI. The last date for depositing of value & lifting should be completed within 31/12/15 positively. The quantum of NFSA AAY Rice 35 kg per card @ Rs.3.00 per kg. and Priority Household 5 kg. per head @ Rs.3.00 per kg both in Rural & Urban Area.

The selected L.1 Contractor will take necessary arrangement of Urban Area of Tinsukia District for door-steps delivery of allotted quantity of NFSA Rice to the PDS nominees.

**TINSUKIA SADAR SUB-DIVISION :-****(FIGURES IN QTLS.)**

Sl No	Name of Allottees	AAY FIC	Population of Priority House-holds	Quantity allotted for each month of DEC'15 & JAN'16		TOTAL
				AAY RICE	P.H.H. RICE	
1	2	3	4	5	6	7
<b>RURAL AREA</b>						
1	BAPUJI S.S. LTD.	1751	56435	612.85	2821.75	3,434.60
2	BAREKURI S.S. LTD.	1304	44719	456.40	2235.95	2,692.35
3	BOZALTOLI S.S. LTD.	809	23334	283.15	1166.70	1,449.85
4	BURIDIHING S.S. LTD.	1025	33031	358.75	1651.55	2,010.30
5	DANGARI S.S. LTD.	877	17215	306.95	860.75	1,167.70
6	GABHARUBHETI S.S. LTD.	997	34864	348.95	1743.20	2,092.15
7	GUIJAN S.S. LTD.	1105	32045	386.75	1602.25	1,989.00
8	KAKAPATHER S.S. LTD.	1230	37166	430.50	1858.30	2,288.80
9	LAIPULI S.S. LTD.	1154	36630	403.90	1831.50	2,235.40
10	SAIKHOWA S.S. LTD.	1103	25342	386.05	1267.10	1,653.15
11	TALAP S.S. LTD.	1125	39173	393.75	1958.65	2,352.40
12	TIPUK S.S. LTD.	2708	87476	947.80	4373.80	5,321.60
13	TONGONA S.S. LTD.	913	26269	319.55	1313.45	1,633.00
14	S. PRASAD, AGENT UNDER TIPUK S.S.	34	1882	11.90	94.10	106.00
	<b>TOTAL</b>	<b>16135</b>	<b>495581</b>	<b>5,647.25</b>	<b>24,779.05</b>	<b>30,426.30</b>
<b>URBAN AREA</b>						
1	TINSUKIA TOWN	972	56485	340.20	2824.25	3,164.45
2	MAKUM TOWN	254	8476	88.90	423.80	512.70
3	DOOMDOOMA TOWN	184	10462	64.40	523.10	587.50
4	M/s Aamar Dukan Cons. Welfare Co-Operative Society, Tinsukia on behalf of allottees	812	27800	284.20	1390.00	1674.20
	<b>TOTAL</b>	<b>2222</b>	<b>103223</b>	<b>777.70</b>	<b>5161.15</b>	<b>5,938.85</b>
	<b>GRAND TOTAL</b>	<b>18357</b>	<b>598804</b>	<b>6,424.95</b>	<b>29,940.20</b>	<b>36,365.15</b>

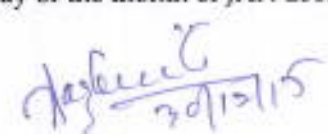
  
 Deputy Director,  
 Food, Civil Supplies & Consumer  
 Affairs, Tinsukia.

Memo No. TSM. 7/2015/29 -A.


Dated Tinsukia the 30<sup>th</sup> DEC'2015

Copy to:-

- (1) The Director, FCS&CA, Deptt. Assam, Bhangagarh, Guwahati-5 for favour of information.
- (2) The DIO, NIC, Tinsukia with a request to upload the sub-allotment in the Website and send the information on group msg. to persons having Mobile No. with NIC.
- (3) All local MLAs for favour of information.
- (4) The C.E.O., Tinsukia Zila Parishad for information.
- (5) The S.D.O. (C), Margherita and Sadiya for information and necessary action.
- (6) The President, Tinsukia Zila Parishad for information.
- (7) The Area Manager, FCI, Dibrugarh for information.
- (8) All Block Development Officer under Tinsukia Sub-Division for information. They are requested to inform the all Gaon Panchayat Presidents / Secretaries of Tinsukia Sub-Division.
- (9) The Assistant Registrar Co-operative Society, Tinsukia for information.
- (10) All Gaon Panchayat Presidents / Secretaries of Tinsukia Sub-Division for information. They are requested to inform all the G.P. Ward Members of their respective Gaon Panchayat.
- (11) The Depot i/c Tinsukia/Laipuli for necessary action.
- (12) All A.P. Presidents for information.
- (13) The Executive Officer/Chairman, Tinsukia M.B./Makum T.C./Doomdooma T.C. for information & necessary action. They are also requested to inform the all Ward Commissioner of their respective Ward.
- (14) The D.I. & P.R.O., Tinsukia for wide publicity.
- (15) All Members of Sub-Divisional level/FP Shop level/GPSS level/Agent level V&M Committee.
- (16) All F.P. Dealers/GPSS Secretaries for information. They are directed to take necessary step to lift the allotted quota in time and distribute the same properly as per scale.
- (17) All Inspecting Officers, FCS&CA, Tinsukia for information and directed to ensure proper lifting, storage and delivery of PDS items allotted for the month of DEC'15 & JAN'16 with last date of lifting being in the month of DEC'2015 and submit report within 10<sup>th</sup> day of the month of JAN'2016 respectively.

  
Deputy Director,  
Food, Civil Supplies & Consumer  
Affairs, Tinsukia.

SL No.	Name of F.P. Shop Agent	Name of Village	AAY FIC	Population of Priority House-holds	Quantity allotted for each month of DEC'15 & JAN'16		TOTAL RICE
					AAY RICE	P.H.H. RICE	
1	2	3	4	5	6	7	8
<b>DOOMDOOMA TOWN</b>							
1	RAJIB KR. GUPTA	Doom Dooma (TC)	33	605	11.55	30.25	41.80
2	BAGESWAR PRASAD GUPTA	Doom Dooma (TC)	77	1831	26.95	91.55	118.50
3	BIKASH KR GUPTA	Doom Dooma (TC)	0	1061	0.00	53.05	53.05
4	KAMALA KANTA TALUKDAR	Doom Dooma (TC)	0	397	0.00	19.85	19.85
5	BHUBAN CH DEKA	Doom Dooma (TC)	3	617	1.05	30.85	31.90
6	DHIREN DEKA	Doom Dooma (TC)	1	575	0.35	28.75	29.10
7	SUPROVA BARMAN	Doom Dooma (TC)	18	1568	6.30	78.40	84.70
8	ANIMA MAZUMDAR	Kaliapani Vill. N.C.	10	992	3.50	49.60	53.10
9	NAND KISHORE PRASAD	Doom Dooma (TC)	0	993	0.00	49.65	49.65
10	UMESH LAHKAR	Doom Dooma (TC)	27	983	9.45	49.15	58.60
11	MADAN LAHKAR	Doom Dooma (TC)	9	690	3.15	34.50	37.65
12	GIRISH MAHANTA	Doom Dooma (TC)	6	150	2.10	7.50	9.60
<b>TOTAL</b>			<b>184</b>	<b>10462</b>	<b>64.40</b>	<b>523.10</b>	<b>587.50</b>
<b>MAKUM TOWN</b>							
1	MAYA DAS	Makum (TC)	23	637	8.05	31.85	39.90
2	NABAJYOTI KONWAR	Makum (TC)	14	677	4.90	33.85	38.75
3	RUNU GOGOI	Makum Junction Gaon	14	760	4.90	38.00	42.90
4	AWADH KISHORE SHAH	Makum Junction Gaon	43	642	15.05	32.10	47.15
5	TIRTHA RAJ PRASAD	Makum (TC)	45	1337	15.75	66.85	82.60
6	BINA SINGH	Makum (TC)	8	340	2.80	17.00	19.80
7	PRANAB HATI BARUAH	Makum (TC)	25	727	8.75	36.35	45.10
8	BIJAY SHARMA	Makum (TC)	15	346	5.25	17.30	22.55
9	PADMESWARI KURMI	Makum (TC)	10	947	3.50	47.35	50.85
10	SAKHIL AHMED	Makum (TC)	13	725	4.55	36.25	40.80
11	RINA BORUAH	Makum (TC)	20	271	7.00	13.55	20.55
12	SANTANU BORAH	Makum (TC)	24	1067	8.40	53.35	61.75
<b>TOTAL</b>			<b>254</b>	<b>8476</b>	<b>88.90</b>	<b>423.80</b>	<b>512.70</b>
<b>TINSUKIA TOWN</b>							
1	AJOY DUTTA	Tinsukia (MB)	0	239	0.00	11.95	11.95
2	ANJAY AGARWAL	Tinsukia (MB)	5	963	1.75	48.15	49.90
3	ANJUMAN SHAHEEN	Tinsukia (MB)	30	369	10.50	18.45	28.95
4	ASHOK SARMAH	Tinsukia (MB)	55	813	19.25	40.65	59.90
5	ASHOK KR GUPTA	Tinsukia (MB)	0	325	0.00	16.25	16.25
6	ASWINI KR PATHAK	Tinsukia (MB)	0	280	0.00	14.00	14.00
7	AWADESH KR GUPTA	Tinsukia (MB)	20	615	7.00	30.75	37.75
8	BABUL KALITA	Tinsukia (MB)	0	325	0.00	16.25	16.25
9	BAKUL MAZUMDER	Tinsukia (MB)	59	950	20.65	47.50	68.15
10	BASH DAS	Tinsukia (MB)	0	397	0.00	19.85	19.85
11	BHAGWAN RAI	Tinsukia (MB)	0	626	0.00	31.30	31.30
12	BIJOYA DUHUTIA	Tinsukia (MB)	0	272	0.00	13.60	13.60
13	BINA GHOSH	Tinsukia (MB)	0	228	0.00	11.40	11.40
14	BISWAJIT KONWAR	Tinsukia (MB)	82	6621	28.70	331.05	359.75
<b>TOTAL</b>			<b>251</b>	<b>13023</b>	<b>87.85</b>	<b>651.15</b>	<b>739.00</b>

  
 Deputy Commissioner i/c,  
 Tinsukia

SL No.	Name of F.P. Shop Agent	Name of Village	AAY FIC	Population of Priority House-holds	Quantity allotted for each month of DEC'15 & JAN'16		TOTAL RICE
					AAY RICE	P.H.H. RICE	
1	2	3	4	5	6	7	8
15	BISWAJIT SEN	Tinsukia (MB)	42	453	14.70	22.65	37.35
16	BORNALI BURAGHAIN	Lezaihula Gaon	0	202	0.00	10.10	10.10
17	BRAJALAL SAHA	Tinsukia (MB)	1	677	0.35	33.85	34.20
18	BULU DUTTA	Tinsukia (MB)	14	613	4.90	30.65	35.55
19	CHANDRA PRABHA SAIKIA	Tinsukia (MB)	30	252	10.50	12.60	23.10
20	DALBIR CHAUHAN	Hijuguri Gaon (OG)	0	1163	0.00	58.15	58.15
21	DHURJYATI MUKHARJEE	Tinsukia (MB)	0	517	0.00	25.85	25.85
22	DIBYAJYOTI DOURAH	Tinsukia (MB)	33	950	11.55	47.50	59.05
23	DIGANTA KARMAKAR	Tinsukia (MB)	0	149	0.00	7.45	7.45
24	DIPAK ROY	Tinsukia (MB)	0	645	0.00	32.25	32.25
25	DIPALI DOHUTIA	Tinsukia (MB)	36	555	12.60	27.75	40.35
26	FATEMA BEGUM	Tinsukia (MB)	34	582	11.90	29.10	41.00
27	FORIDA BEGUM	Tinsukia (MB)	0	262	0.00	13.10	13.10
28	GIRIN DUTTA	Tinsukia (MB)	2	417	0.70	20.85	21.55
29	HARENDAR UPADHYAY	Tinsukia (MB)	0	646	0.00	32.30	32.30
30	HARI SINGH GOHAIN	Lezaihula Gaon	16	180	5.60	9.00	14.60
31	HIREN DAS	Tinsukia (MB)	0	224	0.00	11.20	11.20
32	ISHWARI DEVI	Tinsukia (MB)	0	679	0.00	33.95	33.95
33	JAYANTA BARUAH	Tinsukia (MB)	0	461	0.00	23.05	23.05
34	JUGEN KALITA	Tinsukia (MB)	0	886	0.00	44.30	44.30
35	JUNU BARUAH BARTHAKUR	Gelapukhuri Gaon	0	168	0.00	8.40	8.40
36	KANHAYA SINGH	Tinsukia (MB)	0	185	0.00	9.25	9.25
37	KASHMIRI RAJKHOWA	Tinsukia (MB)	0	485	0.00	24.25	24.25
38	KRISHNA KUMER MEDHI	Tinsukia (MB)	0	836	0.00	41.80	41.80
39	LOHIT BORA	Tinsukia (MB)	0	513	0.00	25.65	25.65
40	M/S SREE ENTERPRISES	Tinsukia (MB)	0	224	0.00	11.20	11.20
41	M/S D.S. ENTERPRISES	Tinsukia (MB)	1	273	0.35	13.65	14.00
42	M/S HIJUGURI RLY. CO-OP.	Tinsukia (MB)	0	46	0.00	2.30	2.30
43	M/S K.L. ENTERPRISES	Tinsukia (MB)	0	355	0.00	17.75	17.75
44	M/S PACHIM TSK CCS	Tinsukia (MB)	0	155	0.00	7.75	7.75
45	MAHIBUL HAQUE	Tinsukia (MB)	0	425	0.00	21.25	21.25
46	MAKHAN BORAH	Tinsukia (MB)	0	268	0.00	13.40	13.40
47	MANARANJAN DAS	Tinsukia (MB)	0	711	0.00	35.55	35.55
48	MANU BORTHAKUR	Tinsukia (MB)	2	677	0.70	33.85	34.55
49	MD ALI	Hijuguri Gaon (OG)	3	866	1.05	43.30	44.35
50	MD. MOINUL HAQUE	Tinsukia (MB)	0	375	0.00	18.75	18.75
51	MD. MUKIBUL HUSSAIN	Tinsukia (MB)	0	236	0.00	11.80	11.80
52	MINARAM DAS	Tinsukia (MB)	1	959	0.35	47.95	48.30
53	MISS DIPALI SARMAH	Tinsukia (MB)	0	88	0.00	4.40	4.40
54	MITALI DAS SAHA	Tinsukia (MB)	0	404	0.00	20.20	20.20
55	MRIDUL GOHAIN	Kaptanchuk Gaon	0	650	0.00	32.50	32.50
56	MUKESH KR AGARWAL	Tinsukia (MB)	18	983	6.30	49.15	55.45
57	NARA KANTA DEKA	Tinsukia (MB)	0	274	0.00	13.70	13.70
TOTAL			233	20669	81.55	1033.45	1115

*Devi*  
22/12/15  
Deputy Commissioner i/c,  
Tinsukia

SL No.	Name of F.P. Shop Agent	Name of Village	AAY FIC	Population of Priority House-holds	Quantity allotted for each month of DEC'15 & JAN'16		TOTAL RICE
					AAY RICE	P.H.H. RICE	
1	2	3	4	5	6	7	8
58	NARENDRA PRASAD	Tinsukia (MB)	1	1130	0.35	56.50	56.85
59	NILIMA TALUKDAR	Tinsukia (MB)	0	560	0.00	28.00	28.00
60	NIREN SARMAH	Tinsukia (MB)	0	559	0.00	27.95	27.95
61	NIRMAL PHUKAN	Tinsukia (MB)	0	526	0.00	26.30	26.30
62	NIROLA DAS	Tinsukia (MB)	89	1328	31.15	66.40	97.55
63	NIRU BARUAH	Tinsukia (MB)	0	396	0.00	19.80	19.80
64	NISHAD VIJAY MAHANTA	Hijuguri Gaon (OG)	0	313	0.00	15.65	15.65
65	P N SHARMAH	Tinsukia (MB)	0	482	0.00	24.10	24.10
66	PADMANATH GOHAIN	Tinsukia (MB)	0	417	0.00	20.85	20.85
67	PARITOSH BHOWAL	Tinsukia (MB)	0	344	0.00	17.20	17.20
68	PARTHA MAZUMDAR	Tinsukia (MB)	12	633	4.20	31.65	35.85
69	PAWAN KR DAS	Hijuguri Gaon (OG)	1	871	0.35	43.55	43.90
70	POPI BORUAH DAS	Tinsukia (MB)	4	527	1.40	26.35	27.75
71	PRABIN KR BORUAH	Tinsukia (MB)	36	456	12.60	22.80	35.40
72	PRATIVA BARUAH	Hijuguri Gaon (OG)	0	289	0.00	14.45	14.45
73	PREMANKUR BHATTACHARJI	Tinsukia (MB)	0	190	0.00	9.50	9.50
74	PROMOD CH DUTTA	Gelapukhuri Gaon	0	244	0.00	12.20	12.20
75	PRONIT BORUAH	Gelapukhuri Gaon	0	618	0.00	30.90	30.90
76	PUTULI HAZARIKA	Tinsukia (MB)	1	234	0.35	11.70	12.05
77	RABINDRA PRATAP VERMA	Tinsukia (MB)	0	906	0.00	45.30	45.30
78	RAJ KR AGARWALLA	Tinsukia (MB)	86	380	30.10	19.00	49.10
79	RAJ KR KALWAR	Parbatia Gaon	47	975	16.45	48.75	65.20
80	RAJESH GUPTA	Tinsukia (MB)	0	602	0.00	30.10	30.10
81	RAM BABU RAI	Tinsukia (MB)	50	889	17.50	44.45	61.95
82	RAMA SHANKAR GUPTA	Tinsukia (MB)	0	391	0.00	19.55	19.55
83	RIPUNJOY HAZARIKA	Tinsukia (MB)	4	243	1.40	12.15	13.55
84	ROMANATH BHATTACHARJI	Tinsukia (MB)	0	394	0.00	19.70	19.70
85	ROSHAN LAL GORG	Tinsukia (MB)	0	753	0.00	37.65	37.65
86	RUPANKAR CHAKRABORTY	Tinsukia (MB)	0	474	0.00	23.70	23.70
87	SANJOY KUMAR GOHAIN	Tinsukia (MB)	29	460	10.15	23.00	33.15
88	SANKAR MALLICK	Tinsukia (MB)	0	343	0.00	17.15	17.15
89	SAPNA SINGH	Tinsukia (MB)	0	313	0.00	15.65	15.65
90	SARASWATI MAJUMDAR	Makum Jn. Bongali Gaon	0	355	0.00	17.75	17.75
91	SHREE RAM ENTERPRISES	Tinsukia (MB)	26	770	9.10	38.50	47.60
92	SIMA REKHA SAIKIA	Tinsukia (MB)	33	314	11.55	15.70	27.25
93	SNEHAMAY BORDHAN	Tinsukia (MB)	48	462	16.80	23.10	39.90
94	SRU GANESH CH KALITA	Tinsukia (MB)	0	285	0.00	14.25	14.25
95	SURJIT GOPE	Tinsukia (MB)	0	423	0.00	21.15	21.15
96	SWAPNA KR CHAKRABORTY	Hijuguri Gaon (OG)	0	451	0.00	22.55	22.55
97	TANKESWAR PHUKAN	Lezaihula Gaon	2	201	0.70	10.05	10.75
98	THANESWAR BARUAH	Tinsukia (MB)	19	409	6.65	20.45	27.10
99	TINKURAJ BORAH	Sree Puria	0	662	0.00	33.10	33.10
100	TINSUKIA RLY CO OP SOCIETY	Tinsukia (MB)	0	891	0.00	44.55	44.55
TOTAL			972	56155	340.20	2807.75	3147.95
GRAND TOTAL			1410	75093	493.50	3754.65	4248.15

*22.12.15*  
Deputy Commissioner i/c,  
Tinsukia